



District Report Card: 2017


State: Kerala	District: Thrissur
Class: 3	Subject: Mathematics
Schools: 51	Students: 1160


Participation/Coverage


Students

<div>GENDER</div> <div></div>	Boys		Girls	
	Number	%	Number	%
	508	43.79	652	56.21

<div>AREA</div> <div></div>	Rural		Urban	
	Number	%	Number	%
	891	76.81	269	23.19

<div>CATEGORY</div> <div></div>	SC		ST		OBC		GEN	
	Number	%	Number	%	Number	%	Number	%
	182	15.69	2	0.17	656	56.55	320	27.59

<div>CWSN</div> <div></div>	LD	VI	HI	S&LD	ID	Oth
	2	4	2	4	4	2

<div>Management</div> <div></div>	Government		Government-aided	
	Number	%	Number	%
	113	9.74	1047	90.26

Average Performance of Students in Mathematics (%)

Overall	Gender		Area		Management		Social Group			
	Male	Female	Rural	Urban	Govt.	Aided	SC	ST	OBC	GEN
76.07	75.98	76.15	75.83	76.88	80.59	75.59	76.78	50.00	77.07	73.79

Performance on Learning Outcomes (LOs)

Learning Outcomes	Description	Average Performance(%)
M301	Reads and writes numbers up to 999 using place value	77.62
M302	Compares numbers up to 999 based on their place values	84.14
M303	Solves simple daily life problems using addition and subtraction of three digit numbers with and without regrouping	70.80
M304	Constructs and uses the multiplication facts (up till 10) in daily life situations	72.89
M305	Analyses and applies an appropriate number operation in the situation/ context	80.69
M306	Explains the meaning of division facts by equal grouping/sharing and finds it by repeated subtraction	73.19
M309	Identifies and makes 2D-shapes by paper folding, paper cutting on the dot grid, using straight lines etc.	94.02
M311	Fills a given region leaving no gaps using a tile of a given shape	71.77
M312	Estimates and measures length and distance using standard units like centimeters or meters & identifies relationships	39.03
M317	Reads the time correctly to the hour using a clock/watch	89.40
M318	Extends patterns in simple shapes and numbers	72.35
M319	Records data using tally marks, represents pictorially and draws conclusions	72.16

Range of Performance of Students who Answered Correctly							
Below 30%		30% - 50%		50% - 75%		Above 75%	
Number	%	Number	%	Number	%	Number	%
15	1.29	112	9.66	390	33.62	643	55.43

Lowest Performing Learning Outcomes (LOs)

- 1 - Estimates and measures length and distance using standard units like centimeters or meters & identifies relationships (39.03)
- 2 - Solves simple daily life problems using addition and subtraction of three digit numbers with and without regrouping (70.80)
- 3 - Fills a given region leaving no gaps using a tile of a given shape (71.77)
- 4 - Records data using tally marks, represents pictorially and draws conclusions (72.16)
- 5 - Extends patterns in simple shapes and numbers (72.35)